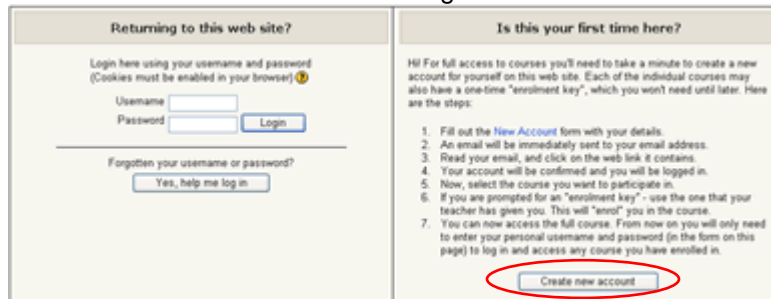


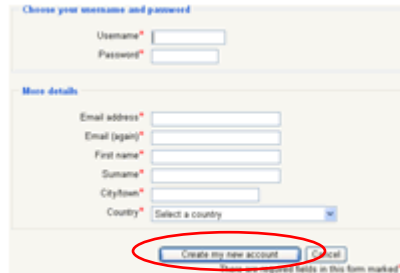
How to register

Step 1: Create your account

1. Go to <http://mftot.jointokyo.org/login/signup.php?>
2. Click '**Create new account**' on the right hand side



3. Fill in all the fields and click '**Create my new account**'



- Attention!!** The name on your certificate, which you receive upon completion of the course, will appear as registered in your profile.
- Write your name in alphabet so that the course team and tutors are able to read your name.
 - Upper and lower cases will be reflected.
 - Names (First Name + Surname) should be no longer than 40 characters.

For example,

If the name registered in your profile is:

First Name: *john*

Surname: *smith*

Your name on the certificate will appear as

john smith

If the name registered is longer than 40 characters:

First Name: *John Peter Frank Carl*

Surname: *Brown Green Smith Stafford Harris*

Your name on the certificate will appear as


John Peter Frank Carl Brown Green Smith Staffor

4. You will receive an email from the system. **Click on the link provided in the email** to activate your account. Check your spam mail folder if you do not receive an email.

Step 2: Fill in the registration form

Welcome to

The 10th Microfinance Training of Trainers (MFTOT10): A Blended Distance Learning Course

 [About the course](#)

To complete your registration, fill in this registration form

 [Registration Form](#)

Registration Form

Register here for MFTOT10. Application shall be reviewed on a first come first served basis and registration will be closed once the number of application reaches 400.

[Answer the questions...](#)

Answer all the questions and click

Your registration is completed when you see the following message:

Thank you. Your registration is now complete. Course fee payment instructions will be added to the MFTOT10 course page soon, and we will notify you by e-mail when that happens.

The course fee payment instruction will be sent to you by email.